



BRIGHTSIDE

CHILD AND FAMILY ADVOCACY



2023 OVERVIEW

OCTOBER 1, 2022 TO SEPTEMBER 30, 2023

231 ACTIVE VOLUNTEERS

VOLUNTEER DEMOGRAPHICS

Race/Ethnicity

American Indian: 1%
Black/African American: 28%
Multiracial: 5%
White: 64%
Hispanic: 3%
Asian: 1%

Gender

Male: 13%
Female: 87%

Education

College: 62%
High School: 7%
Post Graduate: 21%
Some College: 10%

Age

21-29: 11%
30-39: 23%
40-49: 22%
50-59: 20%
60 and over: 24%

409



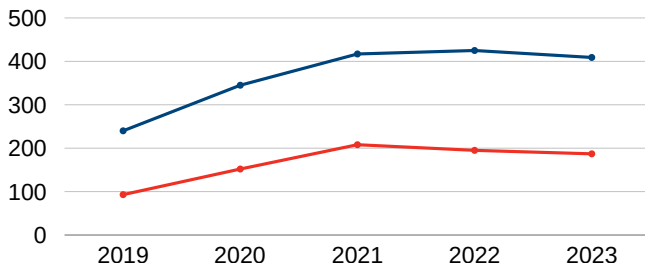
CHILDREN SERVED BY

CASA
Court Appointed Special Advocates
FOR CHILDREN
SAVANNAH/CHATHAM COUNTY

In 2023, 187 CASA volunteers served 409 children. 124 cases closed. Of those cases:

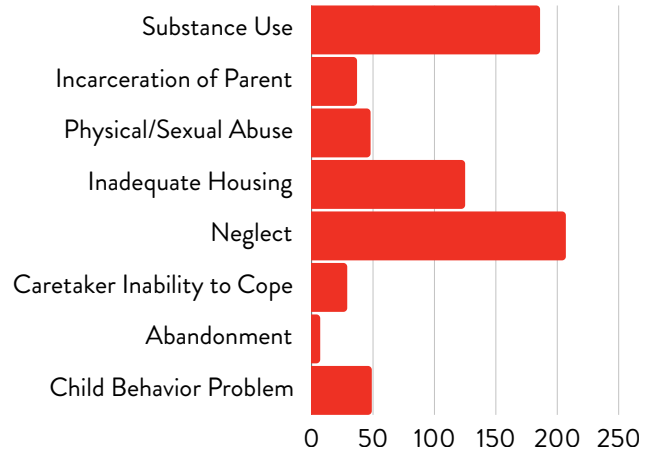
- 36% were reunified with their parents
- 26% were adopted
- 19% achieved guardianship
- 14% aged out of foster care
- 5% custody granted with relative

FIVE-YEAR OVERVIEW



■ Children Served ■ Assigned Volunteers

REASONS FOR ENTERING FOSTER CARE IN 2023



CURRENTLY SERVING 97% OF CHILDREN IN CARE

\$186,114 RAISED

Our Stars raised record numbers at this year's Dancing with Savannah Stars. Our top dancer and volunteer, Sally Helm, raised a whopping \$33,417.



Pictured Above: Dancing with Savannah Stars 2023

55

FAMILIES SERVED AT

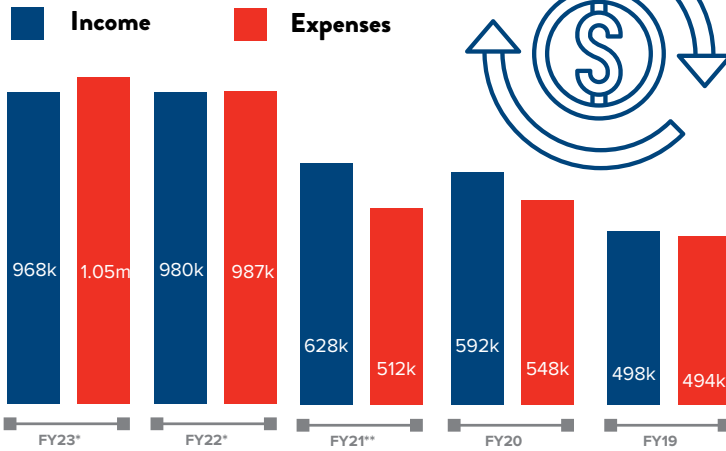


Since launching, Bright House has served 55 families and 720 supervised visitation sessions. Bright House Family Support Specialists provide parental coaching before and after each supervised visitation.

60 BRIGHT HOUSE REFERRALS

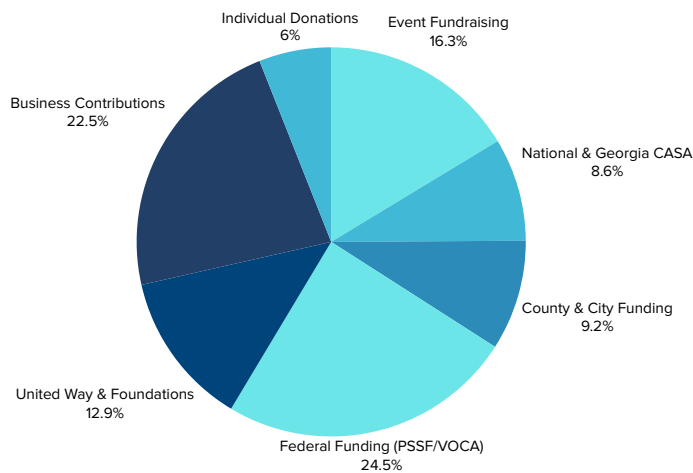
Since opening, the Division of Family & Children Services, CASA volunteers, and attorneys have referred 60 families to Bright House.

FIVE-YEAR OVERVIEW



*Unaudited **9 Month Fiscal Year

FUNDING BREAKDOWN



Pictured Above: Bright House II



BRIGHTSIDE

CHILD AND FAMILY ADVOCACY

2023 ANNUAL REPORT

For our full 2023 annual report, scan the QR code or visit brightsideadvocacy.org/annual-report



brightsideadvocacy.org